

# INTERNATIONAL EDUCATION CONFERENCE

3-4 December 2019

---

European Higher Education – Insights from the ground:  
Germany, France, Italy and Spain

#IES2019

[www.britishcouncil.org/education-services](http://www.britishcouncil.org/education-services)

Sponsored by



idp connect

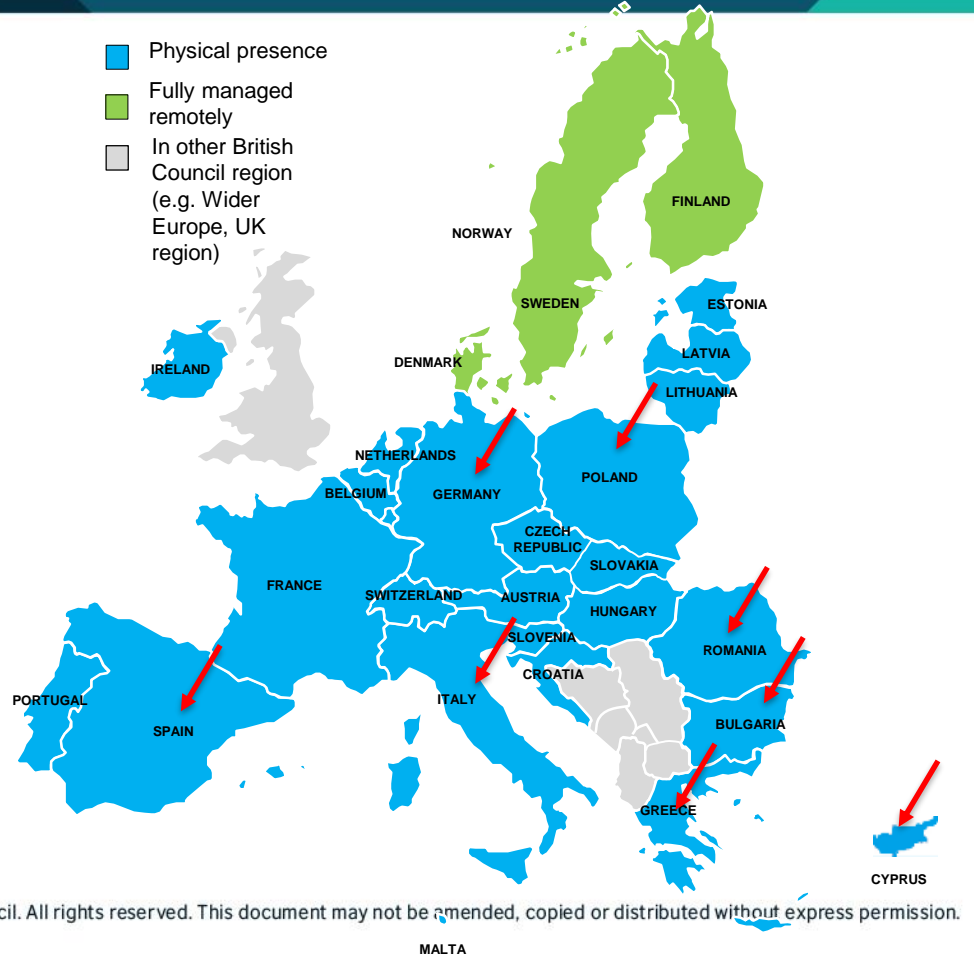


**Oxford**  
International  
Education Group

# Our work in the EU region

- physical presence in **24 countries**
- IES services in **8 countries**
- strategy of amplification in Denmark, Finland, Norway and Sweden
- **student fairs** in eight countries; 45000 visitors; over 100 UK higher ed institutions
- partnership-building events, study visits, consultancy, research & insights
- working in **partnership** with UK and country sector
- **English exams** delivered in 239 locations to 400k candidates

[www.britishcouncil.org/education-services](http://www.britishcouncil.org/education-services)



© 2019 British Council. All rights reserved. This document may not be amended, copied or distributed without express permission.

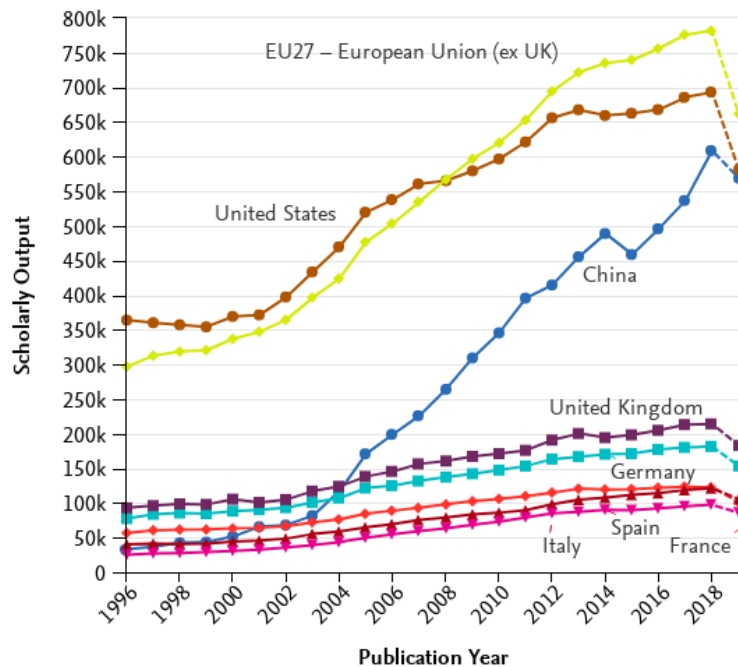
## Top 10 Collaborating countries

### Collaborating Countries

Entity: United Kingdom · Year range: 2014 to 2018 · Data source: Scopus, up to 13 Nov 2019 ·


Countries & regions	Co-authored publications ↓	Co-authors in the United Kingdom	Co-authors in the other country or region	Field-Weighted Citation Impact
United States	149,267 ▲	146,396 ▲	251,438 ▲	2.83
Germany	78,332 ▲	90,676 ▲	94,358 ▲	2.94
China	55,942 ▲	48,953 ▲	90,182 ▲	2.32
France	55,542 ▲	70,776 ▲	65,662 ▲	3.18
Italy	55,330 ▲	65,392 ▲	69,883 ▲	3.05
Australia	51,741 ▲	66,918 ▲	47,079 ▲	3.12
Netherlands	44,708 ▲	61,088 ▲	40,976 ▲	3.35
Spain	43,341 ▲	57,645 ▲	50,637 ▲	3.09
Canada	38,363 ▲	55,194 ▲	40,318 ▲	3.65
Switzerland	32,009 ▲	49,872 ▲	32,392 ▲	3.61


## Research performance 1996-2018



© 2019 Elsevier B.V. All rights reserved. SciVal is a registered trademark of Elsevier Properties S.A., used under license

# Germany

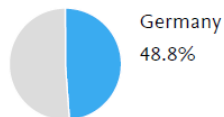
Scholarly Output 

1,034,354 

Field-Weighted Citation Impact

1.40

Publications co-authored with institutions in other countries



## Collaborating Countries

Entity: Germany · Year range: 2014 to 2018 · Data source: Scopus, up to 13 Nov 2019 ·


Countries & regions	Co-authored publications 	Co-authors in Germany	Co-authors in the other country or region	Field-Weighted Citation Impact
United States	120,638 	130,135 	207,777 	2.74
United Kingdom	78,332 	94,358 	90,676 	2.94
France	54,153 	72,519 	63,194 	3.03
Italy	47,684 	59,639 	57,805 	3.18
Switzerland	45,306 	74,123 	42,776 	2.78

© 2019 Elsevier B.V. All rights reserved. SciVal is a registered trademark of Elsevier Properties S.A., used under license

[www.britishcouncil.org/education-services](http://www.britishcouncil.org/education-services)

© 2019 British Council. All rights reserved. This document may not be amended, copied or distributed without express permission.

# France

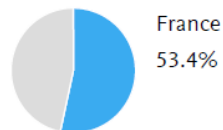
Scholarly Output 

708,957 ▲

Field-Weighted Citation Impact

1.33

Publications co-authored with institutions in other countries



## Collaborating Countries

Entity: France · Year range: 2014 to 2018 · Data source: Scopus, up to 13 Nov 2019 ·

Countries & regions	Co-authored publications ▼	Co-authors in France	Co-authors in the other country or region	Field-Weighted Citation Impact
United States	79,622 ▲	85,294 ▲	150,575 ▲	2.93
United Kingdom	55,542 ▲	65,662 ▲	70,776 ▲	3.18
Germany	54,153 ▲	63,194 ▲	72,519 ▲	3.03
Italy	44,965 ▲	50,770 ▲	56,683 ▲	3.01
Spain	33,960 ▲	44,277 ▲	39,710 ▲	3.25



# INTERNATIONAL EDUCATION CONFERENCE

3-4 December 2019

---

French Higher Education – Insights from the ground:  
Dr. Catherine Saracco

#IES2019

[www.britishcouncil.org/education-services](http://www.britishcouncil.org/education-services)

Sponsored by



**idp connect**



**Oxford  
International**  
Education Group

# The French Higher Education System

- **No umbrella organisation** but different public & private bodies in charge of international cooperation, which reflects our historical divide between:

**FRENCH UNIVERSITIES**

**GRANDES ECOLES**

- **French legislation on internationalization in HE**  
*Loi « Libertés et responsabilités des universités » (LRU) from 2007.*
- **Representative and advisory bodies on internationalization in HE (eg. Ministry – MESRI, Policy agencies – CPU, quality assurance agencies – HCERES, Campus France, CGE for Grandes Ecoles)**
  - *Report commissioned by HCERES on Branch Campuses Overseas (2017).*
  - *Seminar on "Attractivité Afrique" organised by Campus France (2018).*

# French Higher Education : key facts & figures

- Existence of a community of universities, research Labs and Grandes Ecoles for shared projects on training, research, technology transfer and international outreach.



**14 HE stakeholders**  
*Hard sciences & Technology*  
(since 2010)



**18 HE stakeholders**  
*French federal university in arts, science, technology and design*  
(since 2015)



**14 HE stakeholders**  
*Hard sciences & Humanities & Social Sciences*  
(since 2015)

**Ranked 41st by THE in 2019**



# Key drivers of HE institutions in international cooperation

Dauphine University, Paris

- To reach maximum level of student and staff mobility to qualify for the European Universities Initiative
- to become a leading European institution in a specific field of expertise  
*e.g. Organizational & Decision Sciences*
- to ensure joint training programmes with partner universities at Bachelor's and Master's level
- to strengthen attractiveness through off-site campuses (Tunis in 2009; London in 2014; Casablanca in 2016)
- to encourage the implementation of graduate schools
- to guarantee student employability by working closely with businesses

# The UK as a study destination: figures, trends & obstacles

- Increasing mobility within the Erasmus+ programme (student & teacher & staff mobility)
- Stabil attractiveness of the UK as a study destination post-Baccalauréat
  - ❖ UCAS figures: French applicants through UCAS were 4820 (January 2019) (+5% change from 2018 but final stats for the 2019 academic year are not yet released)
  - ❖ IELTS figures:
    - Slowdown in French IELTS candidates applying to the UK since April, while *Canada* and *Other destinations* continue to show positive growth
    - Rise in IELTS applicants for universities in Germany, the Nordics & Denmark offering a large number of courses through EMI.

Tout



Tout

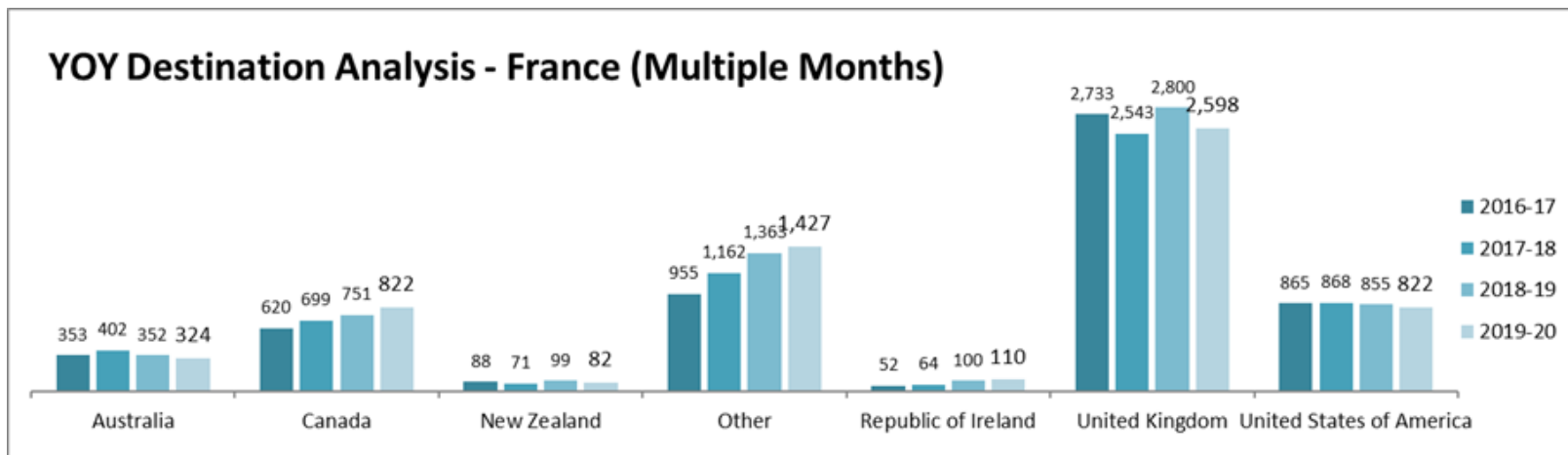


Enseignement supérieur

## Destinations par catégorie et années académiques

Année académique	2014-2015				2015-2016				2016-2017				2017-2018				Total
	Etude	Personnels	Stage	Total	Etude	Personnels	Stage	Total	Etude	Personnels	Stage	Total	Etude	Personnels	Stage	Total	
	4244	301	3258	<b>7813</b>	4355	296	443	<b>8094</b>	4403	314	3269	<b>8081</b>	419	300	3245	<b>8243</b>	2231
	4800	417	2112	<b>7329</b>	4913	476	364	<b>7753</b>	5202	470	2244	<b>8276</b>	516	476	2271	<b>8615</b>	1973
	3537	191	1247	<b>4975</b>	3545	247	1227	<b>5019</b>	3480	237	1319	<b>5036</b>	3305	307	1557	<b>5169</b>	20199
	1800	321	417	<b>2538</b>	1974	338	465	<b>2777</b>	2221	361	555	<b>3137</b>	2492	389	660	<b>3541</b>	11993
	1446	49	692	<b>2187</b>	1523	77	765	<b>2365</b>	1594	82	859	<b>2535</b>	1596	127	942	<b>2665</b>	9752
	620	145	1207	<b>1972</b>	655	141	1259	<b>2055</b>	682	156	1420	<b>2258</b>	732	167	1827	<b>2726</b>	9011
	1455	50	205	<b>1710</b>	1456	51	242	<b>1749</b>	1601	105	320	<b>2026</b>	1592	62	385	<b>2039</b>	7524
	902	35	494	<b>1431</b>	986	42	619	<b>1647</b>	995	43	744	<b>1782</b>	1123	64	895	<b>2082</b>	6942
	1018	141	165	<b>1324</b>	1100	173	158	<b>1431</b>	1272	146	192	<b>1610</b>	1262	176	184	<b>1622</b>	5987
	1210	79	124	<b>1413</b>	1217	67	91	<b>1375</b>	1317	82	151	<b>1550</b>	1330	112	183	<b>1625</b>	5963
Chèque	823	106	166	<b>1095</b>	837	98	180	<b>1115</b>	979	78	185	<b>1242</b>	1108	107	232	<b>1447</b>	4899
	790	24	113	<b>927</b>	943	24	103	<b>1070</b>	1007	28	133	<b>1168</b>	1081	38	194	<b>1313</b>	4478
	463	90	162	<b>715</b>	494	108	202	<b>804</b>	644	128	291	<b>1063</b>	679	156	378	<b>1213</b>	3795
	591	59	60	<b>710</b>	657	59	94	<b>810</b>	650	70	89	<b>809</b>	676	63	97	<b>836</b>	3165
	326	206	137	<b>669</b>	365	210	200	<b>775</b>	393	213	169	<b>775</b>	460	187	175	<b>822</b>	3041
	531	16	116	<b>663</b>	561	17	149	<b>727</b>	534	28	190	<b>752</b>	604	39	231	<b>874</b>	3016
	21	13	382	<b>416</b>	26	25	419	<b>470</b>	15	34	567	<b>616</b>	32	87	867	<b>986</b>	2488
	779	89	84	<b>952</b>	738	54	91	<b>883</b>	228	32	41	<b>301</b>	205	38	69	<b>312</b>	2448
	440	36	56	<b>532</b>	427	36	88	<b>551</b>	512	36	95	<b>643</b>	504	52	157	<b>713</b>	2439
	232	93	101	<b>426</b>	301	98	111	<b>510</b>	335	86	152	<b>573</b>	417	119	177	<b>713</b>	2222
	30	2	254	<b>286</b>	22	3	309	<b>334</b>	35	7	356	<b>398</b>	32	10	417	<b>459</b>	1477
	278	26	18	<b>322</b>	297	32	15	<b>344</b>	335	34	24	<b>393</b>	349	34	34	<b>417</b>	1476

# IELTS candidates destination: trends





# Italy

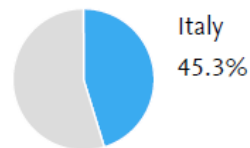
## Scholarly Output

679,264 ▲

Field-Weighted Citation Impact

1.47

Publications co-authored with institutions in other countries



## Collaborating Countries

Entity: Italy · Year range: 2014 to 2018 · Data source: Scopus, up to 13 Nov 2019 ·

Countries & regions	Co-authored publications ▼	Co-authors in Italy	Co-authors in the other country or region	Field-Weighted Citation Impact
United States	72,079 ▲	82,144 ▲	126,016 ▲	2.89
United Kingdom	55,330 ▲	69,883 ▲	65,392 ▲	3.05
Germany	47,684 ▲	57,805 ▲	59,639 ▲	3.18
France	44,965 ▲	56,683 ▲	50,770 ▲	3.01
Spain	36,261 ▲	48,990 ▲	39,790 ▲	3.14

© 2019 Elsevier B.V. All rights reserved. SciVal is a registered trademark of Elsevier Properties S.A., used under license

[www.britishcouncil.org/education-services](http://www.britishcouncil.org/education-services)

© 2019 British Council. All rights reserved. This document may not be amended, copied or distributed without express permission.

# Spain

## Collaborating Countries

Entity: Spain · Year range: 2014 to 2018 · Data source: Scopus, up to 13 Nov 2019 ·

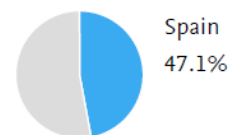
### Scholarly Output

550,702 ▲

Field-Weighted Citation Impact

1.29

Publications co-authored with institutions in other countries



Countries & regions	Co-authored publications ↓	Co-authors in Spain	Co-authors in the other country or region	Field-Weighted Citation Impact
United States	52,717 ▲	58,751 ▲	104,500 ▲	3.06
United Kingdom	43,341 ▲	50,637 ▲	57,645 ▲	3.09
Germany	36,602 ▲	41,249 ▲	50,376 ▲	3.34
Italy	36,261 ▲	39,790 ▲	48,990 ▲	3.14
France	33,960 ▲	39,710 ▲	44,277 ▲	3.25

© 2019 Elsevier B.V. All rights reserved. SciVal is a registered trademark of Elsevier Properties S.A., used under license

[www.britishcouncil.org/education-services](http://www.britishcouncil.org/education-services)

© 2019 British Council. All rights reserved. This document may not be amended, copied or distributed without express permission.

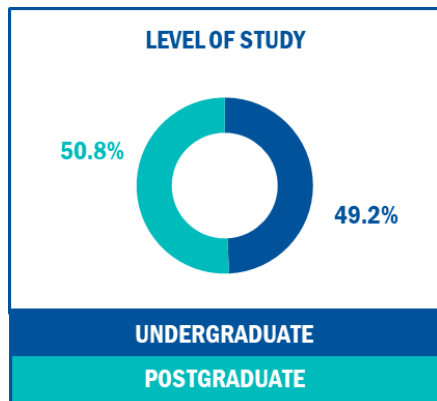
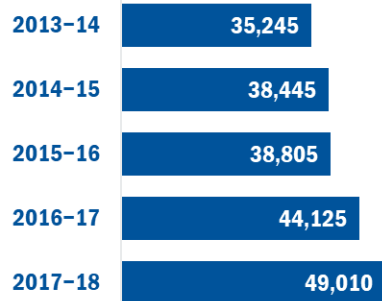
# UUKi – What is TNE?

- Articulation
- Joint Awards
- Dual Awards
- Franchising
- Validation
- Joint Campus
- Branch campus
- Distance learning
- Blended learning
- Twinning programmes
- CoTutelle
- Joint PhD supervision

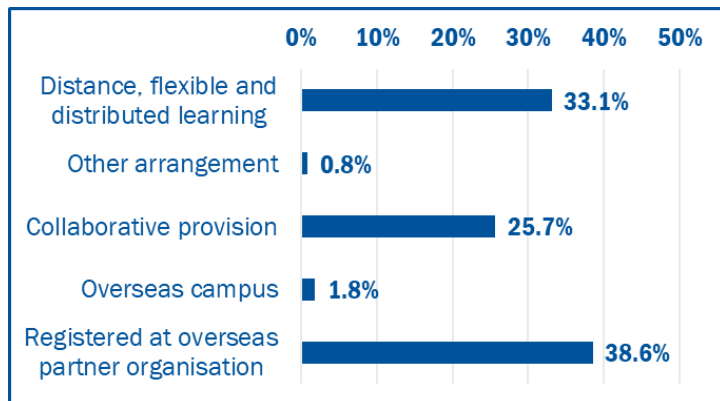
- 693,695 UK HE TNE students in 2017-18 (HESA)
- 1/3 non-EU entrants to first degree programmes in England transferred from TNE
- >80% of UK universities deliver TNE programmes (HESA)
- £610 million contribution to the UK Economy (DfE)



# TNE in the EU



TOP FIVE COUNTRIES/ TERRITORIES	#	%
Greece	13,065	26.7%
Cyprus (EU)	7,260	14.8%
Germany	5,220	10.7%
Ireland	4,055	8.3%
Spain	3,275	6.7%



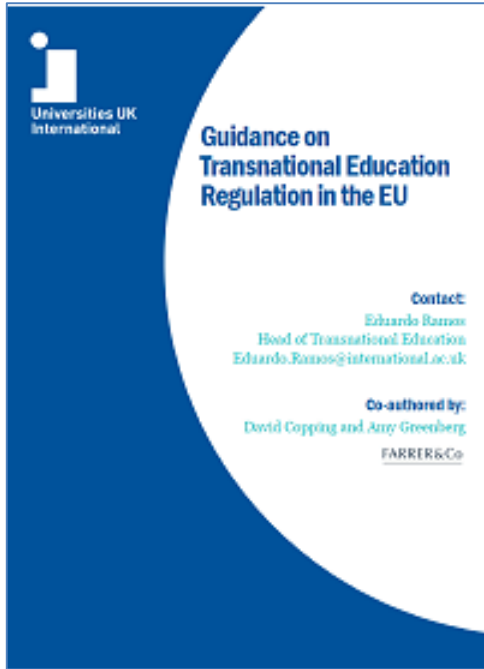
# Partner-matching event

Cyprus, Greece, Spain and Poland

- Focus on business, engineering and creative arts
- 17 EU universities and colleges
- 19 UK universities
- 171 individual 15-minute meetings
- Briefings to all delegates
- A panel of British Council experts
- Informal networking sessions
- Tracking of results



# TNE and Brexit



## Complex regulatory issues

- Freedom of establishment
- Freedom of movement of services
- Professional recognition
- Academic recognition
- Quality assurance
- Taxation, immigration and employment

## Enhanced collaboration between providers and sector bodies

