

Explore your Education Intelligence subscription 2015 - 2016

Education Intelligence offers an annual subscription package that provides comprehensive, value-for-money access to our signature research reports and data tools.

A subscription includes:

- Access to Student Insight, Country Brief, Student Insight Hot Topics, Partnership Access, Inside Guide and any other specified reports, depending on the level of subscriptions possessed
- Access to Education Intelligence data tools, including Higher Education student data (previously known as the HESA data mining tool), Student Insight Data tool and Education Intelligence: Interactive Access, availability depends on level of subscriptions possessed
- Access to Education Intelligence other resources such as TNE data, School and FE data.

Register on the British Council SIEM website

In order to access the content of your institution's subscription package you are required to have a personal user account on the British Council SIEM website (www.britishcouncil.org/SIEM) and to link your personal account with your institution by inputting your institution at the registration.

Registration can be done at <https://siem.britishcouncil.org/user/register>. Your registration will be authenticated by our account managers within two working days.

Once your account is authenticated, you will have to request the subscription admin(s) from your institution to assign you with the appropriate role in order to access the subscription content.

- **Subscription admin**
Users with the subscription admin role can add (or remove) other users from the institution subscription and assign (or remove) roles to allow users to download reports using the subscription quota. In addition, users with this role can also download reports included in the subscription package using the subscription quota. This role supersedes all other user roles.
- **Subscription report buyer**
Users with the subscription report buyer role can download reports included in the subscription package using the subscription quota. They can also open reports downloaded by any subscription report buyers and access the data tools included in the subscription.


- **Subscription user**

Users with the subscription user role can open reports downloaded by any subscription report buyers as well as access the data tools included in the subscription. However, they cannot download any reports using the subscription quota. To do this they must be first assigned with the subscription report buyer role.

- **Non-subscription report buyer**

Users with the non-subscription report buyer role do not have access to any resources included in any subscription packages, including reports and data tools. However they are able to purchase reports in the Education Intelligence online store individually and their purchased reports will not be shared with other subscription users. Any newly-registered users will be automatically assigned to this role.

Understand your institution subscription

If you have correctly linked your personal account with your institution, simply click on the briefcase icon  or the name of your institution appearing on the user panel after signed in to enter your institution dashboard page.



In the dashboard page you can access information related to your institution's subscription:

1. Subscription Type

The type of subscription which your institution possesses is shown on the top of page.

SUBSCRIPTION TYPE:  PLATINUM

2. User list

Information on individual users from the institution is shown in the user list.


USER LIST [MANAGE USERS](#)

Users

NAME	DEPARTMENT	JOB TITLE / POSITION	E-MAIL	ROLE ?
------	------------	----------------------	--------	--------

3. Purchased Reports

Information on which reports had been downloaded by users from your institution can be found here. The total number of quota included in your institution subscription and the quota usage information can also be viewed here. For Unlimited package, no such diagram will be displayed.


If the report is purchased by non-subscription report buyer,  is shown instead of [Download](#) to indicate that the report is not accessible for other subscription users and is only available to the owner.

PURCHASED REPORTS

QUOTA: 2 / 15

REPORT	PURCHASE DATE	PAYMENT MODE	OWNER	DOWNLOAD
--------	---------------	--------------	-------	----------

4. Education Intelligence data tools

It indicates which data tools are included in the subscription package your institution possesses. The  indicates that the data tool is not available in your package.

EDUCATION INTELLIGENCE DATA TOOLS

Higher Education student data



Student Insight Data Tool



Education Intelligence: Interactive Access



5. Exhibitions

It shows which Education UK exhibition(s) or events your institution has registered.

EXHIBITIONS

APPLICATION ID	EXHIBITION	DATE	COUNTRY	VENUE	APPLICANT NAME	STATUS	VIEW
----------------	------------	------	---------	-------	----------------	--------	------

6. Other Education Intelligence Resources

In addition to the four data tools, statistical data about the Further Education, Independent School and TNE* sectors in the format of excel spreadsheet is also available to all subscribers here.

OTHER EDUCATION INTELLIGENCE RESOURCES



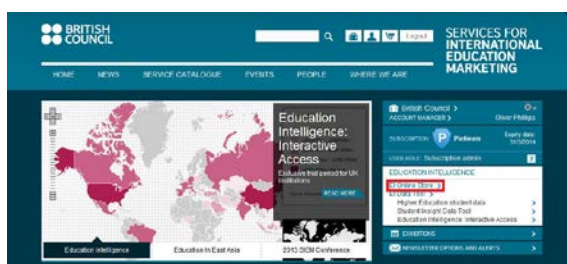
*The UK TNE data is provided by HESA and thus *access to it is limited to UK higher education institutions that report their student numbers to HESA, regardless of subscription.*

Make use of your subscription package

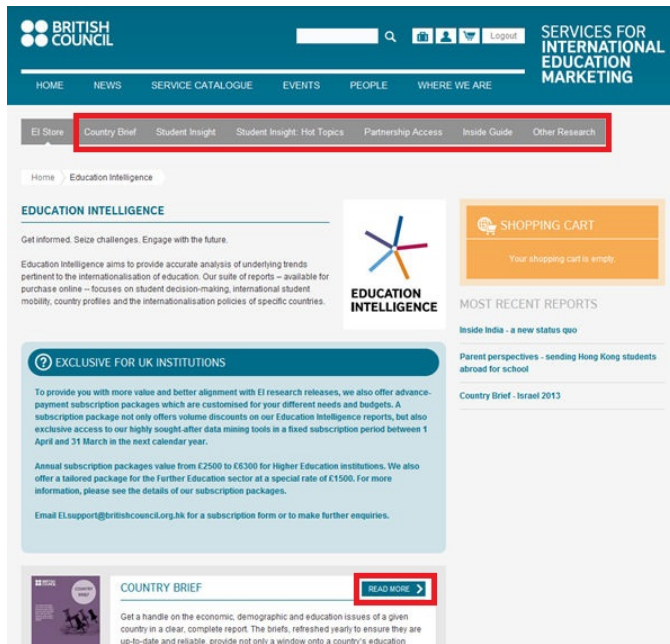
Purchase reports using subscription quota

Users with either “subscription admin” or “subscription report buyer” roles can download Education Intelligence reports from the Education Intelligence online store using the subscription quota and the downloaded reports can be shared among all subscription users from the same institution.

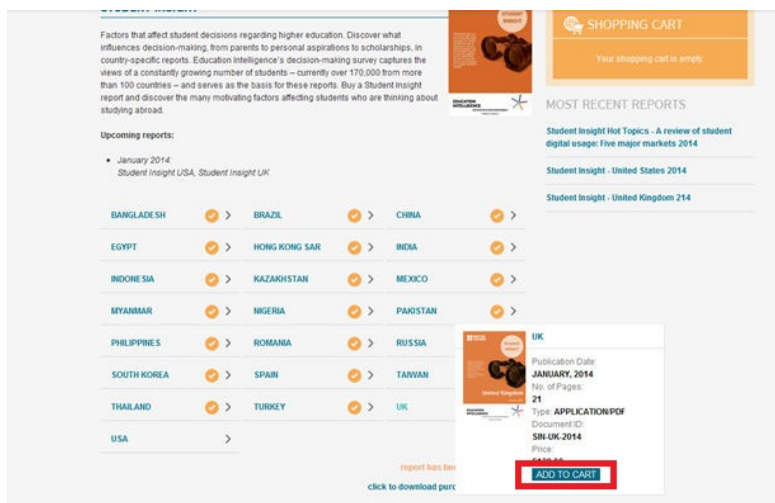
1. Login on British Council SIEM website (www.britishcouncil.org/SIEM)
2. Click on the hyperlink to EI Online Store on the user panel after login.



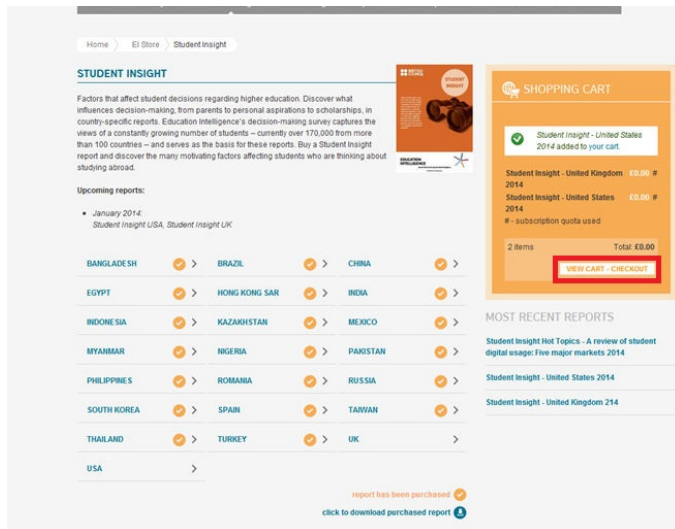
- You will be directed to the EI online store as shown below. Click on the tabs on the top menu bar or Read more buttons in each block to enter the report category you are interested in.



- Select the report you are interested in and click the “Add to Cart” button indicated in the image below to initiate the purchase.



- Once the report is added into the cart, click on “View cart – Checkout” to enter the shopping cart.



- As shown in the screenshot, the number of quota used is indicated in the cart and the prices of the reports will be changed to zero if the selected reports are included in your subscription and you still have subscription download quota available.

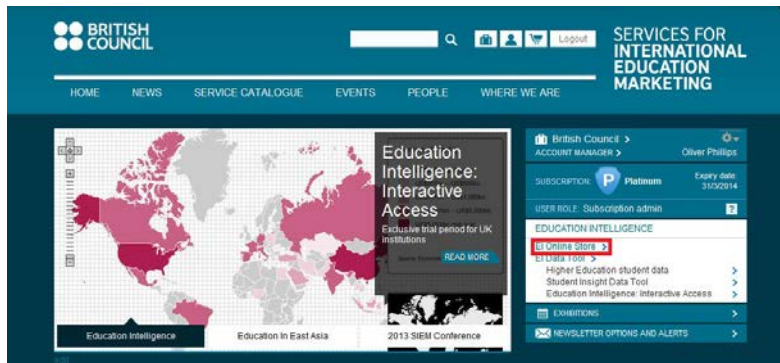
SHOPPING CART					
PRODUCT	PRICE	QUOTA USED	QUANTITY	REMOVE	TOTAL
Student Insight - United Kingdom 2014	£0.00	1	<input type="text" value="1"/>	REMOVE	£0.00
Student Insight - United States 2014	£0.00	1	<input type="text" value="1"/>	REMOVE	£0.00
Order total					£0.00
UPDATE CART					CHECKOUT

- Click on the Checkout button to proceed to the next page. You will be prompted to enter billing information in the next step. Simply enter your contact details and they are used for order reference. Click on [CONTINUE TO NEXT STEP](#) to continue the checkout process.
- Confirm the order details and then click on [COMPLETE YOUR ORDER](#) to complete the process.

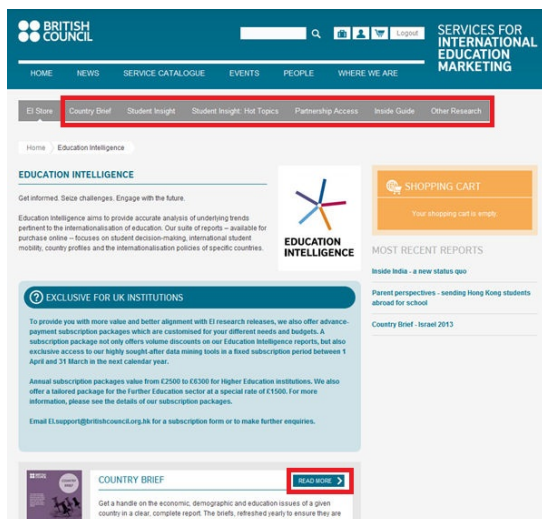
Open downloaded reports



Users with the roles of either “subscription admin”, “subscription report buyer” or “subscription user” are able to download the reports purchased within your institution subscription.

1. Click on the hyperlink to EI Online Store on the user panel.




2. Click on the tabs on the top menu bar or Read more buttons in each block to enter the report category you are interested in.



3. Reports downloaded within your institution subscription are marked with  and click the download button  to initiate the download. A PDF file of the chosen report will be downloaded.




Access to TNE, independent school and further education data




1. Click on the briefcase icon  or the name of your institution appearing on the user panel after signed in to enter your institution dashboard page.



2. Scroll down to “Other Education Intelligence resources” and click on the buttons to download the data you are interested in. A corresponding Excel file will be downloaded.

2347	International Schools Fair and Oil and Gas, MBA Education UK Exhibition Ghana November 2013	19/11/2013	Ghana	Takoradi (Oil & Gas, MBA)	Christiana Bandoh	Rejected	View Application
2451	Education UK Exhibition Russia September 2013	28/09/2013	Russia	Moscow	Nan Anderson	Cancelled (general)	View Application

EDUCATION INTELLIGENCE DATA TOOLS	
Higher Education student data	
Student Insight Data Tool	
Education Intelligence: Interactive Access	

OTHER EDUCATION INTELLIGENCE RESOURCES	
UK TNE DATA	
UK INDEPENDENT SCHOOL DATA	
UK FURTHER EDUCATION DATA	

Access to the Higher Education Student Data tool

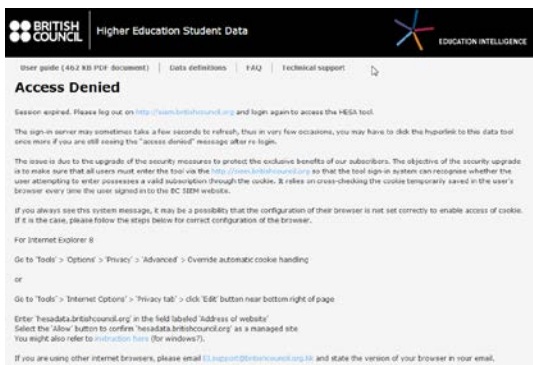
1. Click on the hyperlink to Higher Education Student Data on the user panel after login.



2. You will be directed to the Higher Education Student Data tool automatically.



3. If you saw the error message as shown in the screenshot below. Please close the current window on your browser and repeat step 1 to re-enter the tool and it usually works after the second trial. The problem may result from insufficient time to refresh the single sign-on system.



- If it still doesn't work, please close the browser window and logout on British Council SIEM website (www.britishcouncil.org/SIEM). Then login again and repeat steps 1 to 4.

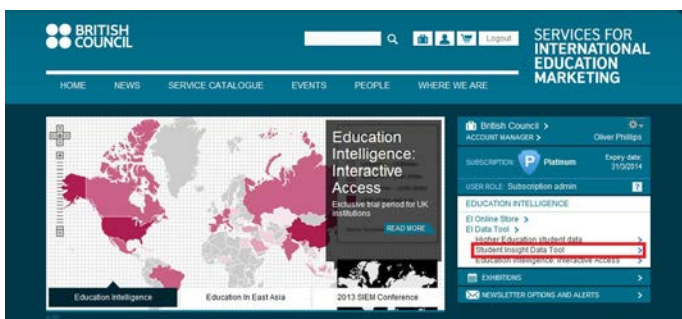
Important:

Each access session normally expires in 24 hours. If a previously opening window of the tool does not provide any responses to your queries inputted, it may indicate the expiry of the previous access session.

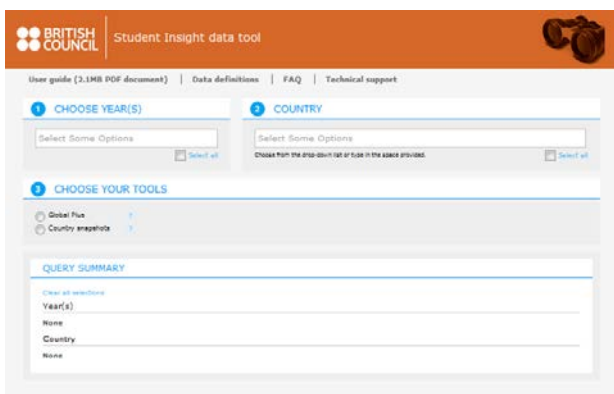
You will need to first logout on **British Council SIEM website** and re-login again. Then repeat steps 1 to 4 above to access the tool again.

Access to the Student Insight Data tool

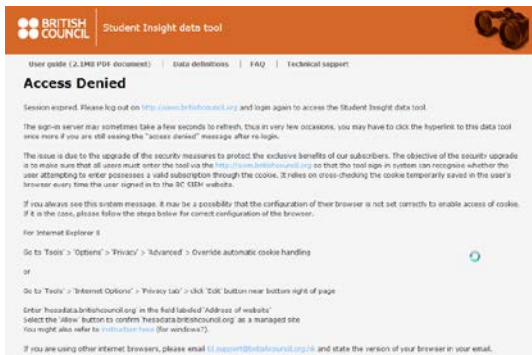
- Click on the hyperlink to Student Insight Data Tool on the user panel after login.



- You will be directed to the Student Insight data tool automatically.



- If you saw the error message as shown in the screenshot below. Please close the current window on your browser and repeat step 1 to re-enter the tool and it usually works after the second trial. The problem may result from insufficient time to refresh the single sign-on system.



- If it still doesn't work, please close the browser window and logout on British Council SIEM website (www.britishcouncil.org/SIEM). Then login again and repeat steps 1 to 4.

Important:

Each access session normally expires in 24 hours. If a previously opening window of the tool does not provide any responses to your queries inputted, it may indicate the expiry of the previous access session.

You will need to first logout on **British Council SIEM website** and re-login again. Then repeat steps 1 to 4 above to access the tool again.

Access to the Education Intelligence: Interactive Access

- Click on the hyperlink to the Education Intelligence: Interactive Access on the user panel after login.



2. A popup page will appear, as shown below, where you can find your unique login details to enter the tool. Please note that this login is now different from your BC SIEM website login. Click on “Start using Education Intelligence: Interactive Access” to enter the tool.

Welcome to Education Intelligence: Interactive Access

Education Intelligence: Interactive Access is an innovative data visualisation tool which captures country-specific economic and demographic indicators for quick reference. This graphic display of data allows you to visualise underlying patterns and trends in countries of interest and across geographic locations.

This tool is only available to Advanced, Unlimited and FE, Skills & Schools annual subscription holders.

You will need a unique and separate set of login details in order to access this tool. Here is your login.

Username:

Password:


[Start using Education Intelligence: Interactive Access >](#)



3. You will be then directed to the Interactive Access login page where you will be prompted to enter your unique username and password.




4. You will see the screen below if you successfully enter the Education Intelligence: Interactive Access.



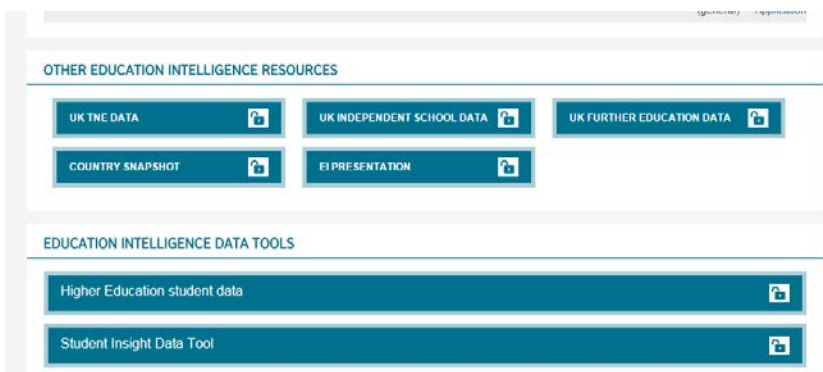
Exclusive resources for Unlimited subscribers

Access to the Country Snapshot report


1. Click on the briefcase icon  or the name of your institution appearing on the user panel after signed in to enter your institution dashboard page.



2. Scroll down to “Other Education Intelligence resources” and click on the ‘Country Snapshot’ button to download the PDF file of the report.

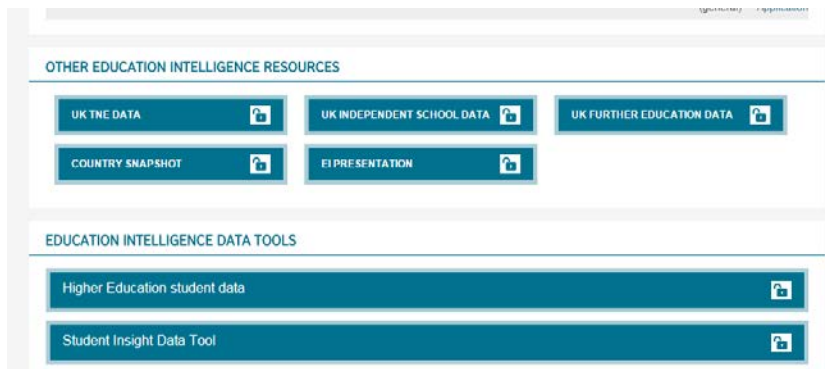


Access to the Country Snapshot report

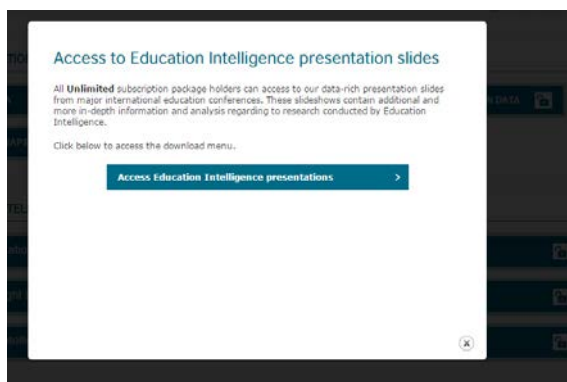
1. Click on the briefcase icon  or the name of your institution appearing on the user panel after signed in to enter your institution dashboard page.



2. Scroll down to “Other Education Intelligence resources” and click on the ‘EI Presentation’ button.



3. A popup window will appear and click the ‘Access Education Intelligence presentations’ button to access the download menu.



4. You will be brought to a web page where you can find URLs to download different presentation slides. Simply click on the URLs to initial the download.

Technical support

If you or your colleagues experience technical problems when accessing the content of your subscription, please do not hesitate to email our helpdesk at EI.Support@britishcouncil.org.hk or to contact your account manager.